

Consonant Blends

R Blends

Proud to Be **Primary**

14 Activities to Teach 7 Blends



Worksheets • Mini-Books • Word Work

Consonant Blends

R Blends

Proud to Be Primary

What's Included in this Resource

- * 11 types of worksheets to teach 7 R blends (br, cr, dr, fr, gr, pr, tr)
- * 3 booklets for each blend
- * Word work activity
- * A variety of mixed-blend activities
- * Both color and black & white options

Everything you need to teach kids to read R blend words!

Consonant Blends

R Blends

Proud to Be Primary

What's Included in this Resource

Mini-Books



Word Work



Find & Match Blends



Fill In The Blank



Write The Room



Color By Blend



Consonant Blends

R Blends

Has What Teachers Need

- This ONE resource is all you need to teach R blend patterns.
- Use the various worksheets and activities to teach one R blend each week.
- It covers ELA standards and skills that Kindergarten and First Grade students need to learn and follows SOR best practices.
- Make reading new words FUN with a variety of activities.
- It saves you time as the materials, activities, and worksheets are ready for you!
- Keep kids engaged and help them build important reading skills and fluency with consonant blends!



Beginning Blends

Activities
are great for...

- ♥ Reader's Workshop
- ♥ Literacy centers
- ♥ Small group instruction
- ♥ Partner activities
- ♥ ELA lesson plans
- ♥ Morning work
- ♥ Easy finishers
- ♥ Assessments
- ♥ Sub-plans
- ♥ Home practice




Consonant Blends

R Blends









Read, Draw, & Color Book

Print a mini book for each child to practice reading the sentence, tracing the words, drawing a picture to match, and then coloring the picture after. Great to send home for extra practice!



BR- Blend Sentences

Circle or highlight the blend. Use the picture that matches next to the sentence.

- | | |
|--|---|
| 1. My brain is growing every day. |  |
| 2. You can use a branch to climb a tree. |  |
| 3. My dad made a sandwich with bread. |  |
| 4. What ingredients are in a witch's brew? |  |
| 5. The brick is red and heavy. |  |
| 6. Water is running under the bridge. |  |
| 7. Can you please grab a broom? |  |
| 8. My hair brush is green and blue. |  |

Name: _____

Blend Sentences

Kids read the sentence, then circle the blend and match the picture. For additional fluency practice, there is a worksheet without pictures.

Word Work

Kids create, write, and copy words from each blend. Then, they draw a picture of each word they create and identify which blend is in the word they wrote.

BR- Blend Word Work			
Write	Copy	Draw	Circle the Blend
__ ead			br ar fr gr cr pr tr
__ ick			br ar fr gr cr pr tr
__ ush			br ar fr gr cr pr tr
__ ew			br ar fr gr cr pr tr
__ ain			br ar fr gr cr pr tr

Name: _____

Consonant Blends

R Blends

Fill-In's

Kids use the word list at the bottom of the page as a guide to help them figure out which words go in each spot. They need to read the sentences and print the missing words on the lines.



Read, Trace, Draw Mini Books

Two types of mini-books are included. Each require kids to cut and put together. Kids read and trace the word family words, then draw pictures or color the provided pictures.

Consonant Blends

R Blends




List Sheet

A sheet for each blend in the blend family is provided. Choose the sheets you would like children to practice and create a booklet. They list the words for a blend independently or copy after coming up with a class list of words.

Read & Write the Room

Students use the mini-book to read and write words from around the room, from each blend. Use the word/picture cards provided to post around the room for students to find, read, and write.



Consonant Blends

R Blends

Matching Blends


In this activity, kids cut pictures that start with a certain blend and glue it in the correct location to match the word.

Matching br-Blends

Name: _____

Use the picture under the matching word.

brain	bread	brick
bridge	broom	brush



br- Blends Word Search

Name: _____

Find and circle each word in the word bank.

b	r	e	a	d	c	e
w	b	s	b	o	t	u
b	r	b	r	i	c	k
r	a	f	i	b	y	b
a	i	i	d	r	p	r
h	n	u	g	e	t	u
c	g	t	e	w	j	s
h	b	r	o	o	m	h

Word Bank: brain, bread, brick, broom, bridge, brush

Word Search

In this fun favorite, kids will search for words that begin with a certain blend and circle it after. To keep track, they can cross off the words in the word bank.

Sort the Blend

Kids will practice reading and sorting a list of words that begin with different consonant blends. They will write it in the correct spot and cross off words as they go.

Sort the R- Blends

Name: _____

Sort each word into the correct category.

br- words	cr- words	dr- words
fr- words	pr- words	tr- words


Word Bank: brain, frame, brew, fries, cry, press, crash, prize, drink, trunk, dream, trash

Consonant Blends

R Blends


Color by Blend

Kids will enjoy coloring these fun, mystery pictures that are revealed as they color. They will read the words and color them to correspond to the color key provided.




Spin & Cover

Print and laminate for kids to use to practice identifying beginning blends. Kids will spin the spinner and find a word that starts with that blend. Great for literacy centers, word work, or small groups. The black & white option is perfect for coloring!



Fill In The Blend

Kids can practice identifying the missing blend with these mixed blend activities. Kids will look at the picture and fill in the first two letters to complete the word.




Learn More About TEACHING ELA

Find simple and fun ways to teach phonics with hands-on activities and worksheets.

CLICK to learn more!



Literacy Resource Bundles for K-2



Click the images to see the different literacy bundles and resources to help you teach kids to read and spell!